



# MEGHALAYA CEMENTS LIMITED

CIN- U26942ML2003PLC007125

*OTC*



To,

Date: 07.02.2023

The Member Secretary,  
Meghalaya State Pollution Control Board,  
'Arden' Lumpyngngad,  
Shillong, Meghalaya.

Dear Sir,

We are herewith submitting the Ambient Air Quality survey report along with stack analysis report for the month of **January'2023** for **2600 TPD Cement Manufacturing Plant** along with **10 MW Captive Power Plant** report respectively.

Thanking you Sir,

Yours faithfully,

For **MEGHALAYA CEMENTS LIMITED**

*R.K. Pareek*  
R.K. Pareek  
(President)



**Sales & Marketing Office :**  
Mega Plaza, 4th Floor, Christian Basti  
G.S. Road, Guwahati - 781 005  
Tel. : 0361 2345421/22/23, Fax : 0361 2345419  
E-mail : guwahati@topcem.in  
Web : www.topcem.in

**Kolkata :**  
BE-77, Salt Lake City  
Sector-1, Kolkata - 700 064  
Tel. : 033 2334 0666 / 0004  
Fax : 033 2334 0505  
E-mail : kolkata@topcem.in

**Registered Office :**  
Village: Thangskai, P.O. & P.S. Lumshnong  
District : East Jaintia Hills, Meghalaya, PIN: 793210  
Tel. : 03655 278324 / 363 / 364  
Fax : 03655 278327  
E-mail : meghalaya@topcem.in

**HELPLINE NO : 18001233666**



# MEGHALAYA CEMENTS LIMITED

## AMBIENT AIR QUALITY SURVEY

Location of sampling	MCL, Thangskai				
Date of sampling	14.01.2023 & 15.01.2023				
Distance between the industry and sampling Location	100.0 meters 20.00 meters 25.00 meters 10.00 meters				
Time duration of sampling	48 hrs				
Weather	Clear				
Total Rainfall, mm(On Date)	0.00 mm				
Ambient Temperature( <sup>0</sup> C):					
Maximum:	17.12				
Minimum:	9.49				
Relative Humidity (%):					
Maximum:	72.46				
Minimum:	45.13				
Wind direction (in Degree)	→ SE (131.83)				
Pollutants	Analysis results				Permissible Limits For Rural Areas (By MSPCB 24hrs Monitoring)
	Station No. & Air Quality Survey No.				
	1)Opposite Guest house A/37/2022-23	2)Near L/S Crusher A/38/2022-23	3)Near Substation (DW Direction) A/39/2022-23	4) Near CCR Building A/40/2022-23	
	24 hrs.	24 hrs.	24 hrs.	24 hrs.	
Suspended Particulate Matters PM <sub>10</sub> (µg/m <sup>3</sup> )	45.72	41.37	51.72	49.55	100µg/m <sup>3</sup>
Suspended Particulate Matters PM <sub>2.5</sub> (µg/m <sup>3</sup> )	25.52	29.71	42.37	32.85	60µg/m <sup>3</sup>

**Remarks:** The parameters were analyzed and found within the permissible limits of Ambient Air Quality Standards (National) as per as the EPA Notification G.S.R.826 (E) dated 16<sup>th</sup> Nov'2009.

Prepared by

*Abhyan*

(Abhigyan Gautam)

Checked & Verified by



(Ujjwal Anurag)

# MEGHALAYA CEMENTS LIMITED

## CPP AMBIENT AIR QUALITY SURVEY

Location of sampling	CPP, MCL, Thangskai			
Date of sampling	17.01.2023			
Distance between the industry and sampling Location	25.0 meters 25.0 meters 25.0 meters			
Time duration of sampling	24 hrs			
Weather	Clear			
Total Rainfall, mm(On Date)	0.00 mm			
Ambient Temperature( <sup>0</sup> C):				
Maximum:	19.25			
Minimum:	10.19			
Relative Humidity (%):				
Maximum:	78.00			
Minimum:	56.27			
Wind direction (in Degree)	→S (158.66)			
Pollutants	Analysis results			Permissible Limits For Rural Areas (By MSPCB 24hrs Monitoring)
	Station No. & Air Quality Survey No.			
	1)Old Yard side S to E B/28/2022-23	2)Labour colony side S to W B/29/2022-23	3)JUNGLE Side N to E B/30/2022-23	
	24 hrs.	24 hrs.	24 hrs.	
Suspended Particulate Matters PM <sub>10</sub> (µg/m <sup>3</sup> )	22.75	28.95	36.38	100µg/m <sup>3</sup>
Suspended Particulate Matters PM <sub>2.5</sub> (µg/m <sup>3</sup> )	20.69	18.85	20.77	60µg/m <sup>3</sup>

**Remarks:** The parameters were analyzed and found within the permissible limits of Ambient Air Quality Standards (National) as per as the EPA Notification G.S.R.826 (E) dated 16<sup>th</sup> Nov'2009.

Prepared by

Abh

(Abhigyan Gautam)

Checked & Verified by



(Ujjwal Anurag)

# MEGHALAYA CEMENTS LIMITED

## STACK ANALYSIS REPORT

Name of sampling Location : MCL, Thangskai  
Date of Sampling : 13.01.2023  
Type of Stack : Primary Crusher  
Laboratory reference No : S/124/2022-23

### Parameters:

1) Particulate Matter (PM): mg/Nm<sup>3</sup>  
09.15 mg/Nm<sup>3</sup>

**Remarks:** The parameter was tested and found within the permissible limits of the Stack Emission Standards as per as the EPA Notification G.S.R.497 (E) dated 10<sup>th</sup> May'2016.

Prepared by



(Abhigyan Gautam)

Checked & Verified by



(Ujjwal Anurag)

# MEGHALAYA CEMENTS LIMITED


## STACK ANALYSIS REPORT


Name of sampling Location : MCL, Thangskai  
Date of Sampling : 13.01.2023  
Type of Stack : Secondary Crusher  
Laboratory reference No : S/125/2022-23

### Parameters:

1) Particulate Matter (PM): mg/Nm<sup>3</sup>  
11.76 mg/Nm<sup>3</sup>

**Remarks:** The parameter was tested and found within the permissible limits of the Stack Emission Standards as per as the EPA Notification G.S.R.497 (E) dated 10<sup>th</sup> May'2016.

Prepared by  
  
(Abhigyan Gautam)

Checked & Verified by  
  
(Ujjwal Anurag)

# MEGHALAYA CEMENTS LIMITED

## STACK ANALYSIS REPORT

Name of sampling Location : MCL, Thangskai  
Date of Sampling : 05.01.2023  
Type of Stack : Coal Mill-1  
Laboratory reference No : S/118/2022-23

### Parameters:

1) Particulate Matter (PM): mg/Nm<sup>3</sup>  
18.36 mg/Nm<sup>3</sup>

**Remarks:** The parameter was tested and found within the permissible limits of the Stack Emission Standards as per as the EPA Notification G.S.R.497 (E) dated 10<sup>th</sup> May'2016.

Prepared by

*Abm*

(Abhigyan Gautam)

Checked & Verified by



(Ujjwal Anurag)

# MEGHALAYA CEMENTS LIMITED

## STACK ANALYSIS REPORT

Name of sampling Location : MCL, Thangskai  
Date of Sampling : 06.01.2023  
Type of Stack : Coal Mill-2  
Laboratory reference No : S/119/2022-23

### Parameters:

1) Particulate Matter (PM):  $\text{mg}/\text{Nm}^3$   
17.73  $\text{mg}/\text{Nm}^3$

**Remarks:** The parameter was tested and found within the permissible limits of the Stack Emission Standards as per as the EPA Notification G.S.R.497 (E) dated 10<sup>th</sup> May'2016.

Prepared by



(Abhigyan Gautam)

Checked & Verified by

  
Ujjwal Anurag

(Ujjwal Anurag)

# MEGHALAYA CEMENTS LIMITED

## STACK ANALYSIS REPORT

Name of sampling Location : MCL, Thangskai  
Date of Sampling : 16.01.2023  
Type of Stack : Kiln & Raw Mill (RABH-1)  
Laboratory reference No : S/128/2022-23

### Parameters:

- 1) Particulate Matter (PM) : 10.35 mg/Nm<sup>3</sup>
- 2) Oxides of Sulfur (as SO<sub>2</sub>): 699.71 mg/Nm<sup>3</sup>
- 3) Oxides of Nitrogen (NOx): 271.78 mg/Nm<sup>3</sup>

**Remarks:** The parameter was tested and found within the permissible limits of the Stack Emission Standards as per as the EPA Notification G.S.R.497 (E) dated 10<sup>th</sup> May'2016.

*Note: The SO<sub>2</sub> result mentioned in the test report based on the pyritic sulfur presence in our Limestone. The pyritic sulfur percentage in our limestone is >0.50.*

Prepared by



(Abhigyan Gautam)

Checked & Verified by



(Ujjwal Anurag)

# MEGHALAYA CEMENTS LIMITED

## STACK ANALYSIS REPORT

Name of sampling Location : MCL, Thangskai  
Date of Sampling : 17.01.2023  
Type of Stack : Kiln& Raw Mill (RABH-2)  
Laboratory reference No : S/129/2022-23

### Parameters:

- 1) Particulate Matter (PM): 12.59 mg/Nm<sup>3</sup>
- 2) Oxides of Sulfur (as SO<sub>2</sub>): 717.82 mg/Nm<sup>3</sup>
- 3) Oxides of Nitrogen (NO<sub>x</sub>): 241.75 mg/Nm<sup>3</sup>

**Remarks:** The parameter was tested and found within the permissible limits of the Stack Emission Standards as per as the EPA Notification G.S.R.497 (E) dated 10<sup>th</sup> May'2016.

**Note:** *The SO<sub>2</sub> result mentioned in the test report based on the pyritic sulfur presence in our Limestone. The pyritic sulfur percentage in our limestone is >0.50.*

Prepared by



(Abhigyan Gautam)

Checked & Verified by



(Ujjwal Anurag)

# MEGHALAYA CEMENTS LIMITED


## STACK ANALYSIS REPORT


Name of sampling Location : MCL, Thangskai  
Date of Sampling : 14.01.2023  
Type of Stack : Cooler E.S.P-1  
Laboratory reference No : S/126/2022-23

### Parameters:

1) Particulate Matter (PM):  $\text{mg/Nm}^3$   
27.75  $\text{mg/Nm}^3$

**Remarks:** The parameter was tested and found within the permissible limits of the Stack Emission Standards as per as the EPA Notification G.S.R.497 (E) dated 10<sup>th</sup> May'2016.

Prepared by  
  
(Abhigyan Gautam)

Checked & Verified by  
  
(Ujjwal Anurag)



# MEGHALAYA CEMENTS LIMITED

## STACK ANALYSIS REPORT

Name of sampling Location : MCL, Thangskai  
Date of Sampling : 15.01.2023  
Type of Stack : Cooler E.S.P-2  
Laboratory reference No : S/127/2022-23

### Parameters:

1) Particulate Matter (PM): mg/Nm<sup>3</sup>  
25.12 mg/Nm<sup>3</sup>

**Remarks:** The parameter was tested and found within the permissible limits of the Stack Emission Standards as per as the EPA Notification G.S.R.497 (E) dated 10<sup>th</sup> May'2016.

Prepared by

*(Abh)*

(Abhigyan Gautam)

Checked & Verified by

*Ujjwal*

(Ujjwal Anurag)



# MEGHALAYA CEMENTS LIMITED

## STACK ANALYSIS REPORT

Name of sampling Location : MCL, Thangskai  
Date of Sampling : 11.01.2023  
Type of Stack : Cement Mill No-1  
Laboratory reference No : S/122/2022-23

### Parameters:

1) Particulate Matter (PM): mg/Nm<sup>3</sup>

23.72 mg/Nm<sup>3</sup>

**Remarks:** The parameter was tested and found within the permissible limits of the Stack Emission Standards as per as the EPA Notification G.S.R.497 (E) dated 10<sup>th</sup> May'2016.

Prepared by



(Abhigyan Gautam)

Checked & Verified by

  
(Ujjwal Anurag)



# MEGHALAYA CEMENTS LIMITED

## STACK ANALYSIS REPORT

Name of Sampling Location : MCL, Thangskai  
Date of Sampling : 11.01.2023  
Type of Stack : Cement Mill No-2  
Laboratory reference No : S/123/2022-23

### Parameters:

1) Particulate Matter (PM): mg/Nm<sup>3</sup>

18.85 mg/Nm<sup>3</sup>

**Remarks:** The parameter was tested and found within the permissible limits of the Stack Emission Standards as per as the EPA Notification G.S.R.497 (E) dated 10<sup>th</sup> May'2016.

Prepared by



(Abhigyan Gautam)

Checked & Verified by

  
(Ujjwal Anurag)



# MEGHALAYA CEMENTS LIMITED


## STACK ANALYSIS REPORT

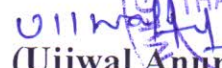
**Name of sampling Location** : MCL, Thangskai  
**Date of Sampling** : 09.01.2023  
**Type of Stack** : **Packing Plant-1**  
**Laboratory reference No** : S/120/2022-23

### Parameters:

1) Particulate Matter (PM):  $\text{mg/Nm}^3$   
 $10.55 \text{ mg/Nm}^3$

**Remarks:** The parameter was tested and found within the permissible limits of the Stack Emission Standards as per as the EPA Notification G.S.R.497 (E) dated 10<sup>th</sup> May'2016.

Prepared by  
  
(Abhigyan Gautam)

Checked & Verified by  
  
(Ujjwal Anurag)



# MEGHALAYA CEMENTS LIMITED

## STACK ANALYSIS REPORT

Name of sampling Location : MCL, Thangskai  
Date of Sampling : 10.01.2023  
Type of Stack : Packing Plant-2  
Laboratory reference No : S/121/2022-23

### Parameters:

1) Particulate Matter (PM): mg/Nm<sup>3</sup>  
13.32 mg/Nm<sup>3</sup>

**Remarks:** The parameter was tested and found within the permissible limits of the Stack Emission Standards as per as the EPA Notification G.S.R.497 (E) dated 10<sup>th</sup> May'2016.

Prepared by



(Abhigyan Gautam)

Checked & Verified by

  
(Ujjwal Anurag)



# MEGHALAYA CEMENTS LIMITED

## STACK ANALYSIS REPORT

Name of sampling Location : MCL, Thangskai  
Date of Sampling : -  
Type of Stack : C.P.P.  
Laboratory reference No : S/130/2022-23

### Parameters:

- 1) Particulate Matter (PM): - mg/Nm<sup>3</sup>
- 2) Oxides of Sulfur (as SO<sub>2</sub>): - mg/Nm<sup>3</sup>
- 3) Oxides of Nitrogen (NO<sub>x</sub>): - mg/Nm<sup>3</sup>

(Note - Stopped as per management decision)

**Remarks:** The parameter was tested and found within the permissible limits of the Stack Emission Standards as per as the EPA Notification G.S.R.3305 (E) dated 07<sup>th</sup> Dec'2015.

Prepared by



(Abhigyan Gautam)

Checked & Verified by

  
(Ujjwal Anurag)





# MEGHALAYA CEMENTS LIMITED

CIN- U26942ML2003PLC007125

*o/c*



To,

Date: 07.02.2023

The Member Secretary,  
Meghalaya State Pollution Control Board,  
'Arden' Lumpynggad,  
Shillong, Meghalaya.

Dear Sir,

We are herewith submitting the Ambient Air Quality Survey report for the month of **January'2023** for Limestone mining for an area of 31.05 Ha, at South Khliehjeri.

Thanking you Sir,

Yours faithfully,

For **MEGHALAYA CEMENTS LIMITED**

*R.K. Pareek*  
R.K. Pareek  
(President)



**Sales & Marketing Office :**  
Mega Plaza, 4th Floor, Christian Basti  
G.S. Road, Guwahati - 781 005  
Tel. : 0361 2345421/22/23, Fax : 0361 2345419  
E-mail : guwahati@topcem.in  
Web : www.topcem.in

**Kolkata :**  
BE-77, Salt Lake City  
Sector-1, Kolkata - 700 064  
Tel. : 033 2334 0666 / 0004  
Fax : 033 2334 0505  
E-mail : kolkata@topcem.in

**Registered Office :**  
Village: Thangskai, P.O. & P.S. Lumshnong  
District : East Jaintia Hills, Meghalaya, PIN: 793210  
Tel. : 03655 278324 / 363 / 364  
Fax : 03655 278327  
E-mail : meghalaya@topcem.in



**HELPLINE NO : 18001233666**

# M/S MEGHALAYA CEMENTS LIMITED

## AMBIENT AIR QUALITY SURVEY

MCL/ENV/LSM-AAQM/2022-23

Location of sampling	South Khliehjri Limestone Mine (31.05 Ha)
Date duration of sampling	27.01.2023 to 28.01.2023
Time Duration of sampling	48 hours
Weather	Clear
Total Rain Fall, mm (On Date)	00.00 mm
Ambient Temperature (°C) :	Max. - 21.66°C, Min. - 12.03°C
Relative Humidity (%) :	Max. - 84.29%, Min. - 54.49%
Wind direction	→S (174.32°)

Pollutants	Analysis Results			Permissible Limits for Rural Areas (By MSPCB 24 hrs Monitoring)
	Station No. & Air Quality Survey No.			
	A1. North -East (Near Soil Dump) D/82/2022-23	A2. North - West (Near Haul Road) D/83/2022-23	A3. Southern side (Near Lease Boundary) D/84/2022-23	
	48 hrs.	48 hrs	48 hrs	
Particulate Matters PM10 ( $\mu\text{g}/\text{m}^3$ )	32.48	41.52	37.98	100
Particulate Matters PM2.5 ( $\mu\text{g}/\text{m}^3$ )	26.25	21.75	25.37	60

Remarks : The Parameters analysed were found to be within the permissible Limits of Ambient Air Quality Standards (National) for Rural Areas as per EPA Notification GSR 176, April 1996.

Prepared by

*(Abh)*

(Abhigyan Gautam)

Checked & Verified By

*Ujjwal Anurag*

(Ujjwal Anurag)





# MEGHALAYA CEMENTS LIMITED

CIN- U26942ML2003PLC007125

o/c



To,

Date: 07.02.2023

The Member Secretary,  
Meghalaya State Pollution Control Board,  
'Arden' Lumpyngngad,  
Shillong, Meghalaya.


Dear Sir,

We are herewith submitting the Process Fugitive Emission report of the month **January'2023** for **2600 TPD Cement Manufacturing Plant** along with **10 MW Captive Power Plant** report respectively.

Thanking you Sir,

Yours faithfully,

For **MEGHALAYA CEMENTS LIMITED**

  
R.K. Pareek  
(President)




**Sales & Marketing Office :**  
Mega Plaza, 4th Floor, Christian Basti  
G.S. Road, Guwahati - 781 005  
Tel. : 0361 2345421/22/23, Fax : 0361 2345419  
E-mail : guwahati@topcem.in  
Web : www.topcem.in

**Kolkata :**  
BE-77, Salt Lake City  
Sector-1, Kolkata - 700 064  
Tel. : 033 2334 0666 / 0004  
Fax : 033 2334 0505  
E-mail : kolkata@topcem.in

**Registered Office :**  
Village: Thangskai, P.O. & P.S. Lumshnong  
District : East Jaintia Hills, Meghalaya, PIN: 793210  
Tel. : 03655 278324 / 363 / 364  
Fax : 03655 278327  
E-mail : meghalaya@topcem.in

**HELPLINE NO : 18001233666**




# MEGHALAYA CEMENTS LIMITED

## PROCESS FUGITIVE EMISSION TEST RESULTS

January'2023

Date of Testing	Location	Fugitive Emission Results for SPM ( $\mu\text{g}/\text{m}^3$ )	As per the Standard Limit ( $\mu\text{g}/\text{m}^3$ )
08.01.2023	Lime stone Storage Area	2850	5000
17.01.2023	Coal Storage Area	1095	2000
22.01.2023	Clinker Loading Area	2285	5000
26.01.2023	Cement Loading Area	2765	5000
28.01.2023	Coal Storage Area (CPP)	1576	2000
30.01.2023	Fly Ash Silo Area (CPP)	1387	2000

Prepared by

  
(Abhigyan Gautam)

Checked & Verified by

  
(Ujjwal Anurag)





# MEGHALAYA CEMENTS LIMITED

CIN- U26942ML2003PLC007125

*etc*



To,

Date: 07.02.2023

The Member Secretary,  
Meghalaya State Pollution Control Board,  
'Arden' Lumpyngngad,  
Shillong, Meghalaya.

Dear Sir,

We are herewith submitting the water consumption report of 10 MW Captive Power Plant for the month of **January'2023**.

Month

Water Consumption

January'2023

0.00 m3

(Note-Stopped due to management decision)

Thanking you Sir,

Yours faithfully,

For MEGHALAYA CEMENTS LIMITED

*R.K. Pareek*  
R.K. Pareek  
(President)



**Sales & Marketing Office :**  
Mega Plaza, 4th Floor, Christian Basti  
G.S. Road, Guwahati - 781 005  
Tel. : 0361 234542/22/23, Fax : 0361 2345419  
E-mail : guwahati@topcem.in  
Web : www.topcem.in

**Kolkata :**  
BE-77, Salt Lake City  
Sector-1, Kolkata - 700 064  
Tel. : 033 2334 0666 / 0004  
Fax : 033 2334 0505  
E-mail : kolkata@topcem.in

**Registered Office :**  
Village: Thangskai, P.O. & P.S. Lumshnong  
District : East Jaintia Hills, Meghalaya, PIN: 793210  
Tel. : 03655 278324 / 363 / 364  
Fax : 03655 278327  
E-mail : meghalaya@topcem.in

HELPLINE NO : 18001233666





# MEGHALAYA CEMENTS LIMITED

CIN- U26942ML2003PLC007125

stc



To,

Date: 07.02.2023

The Member Secretary,  
Meghalaya State Pollution Control Board,  
'Arden' Lumpynggad,  
Shillong, Meghalaya.

Dear Sir,

We are herewith submitting the water consumption report of 2600 TPD Cement Manufacturing Plant for the month of January'2023.

Thanking you Sir,

Yours faithfully,

For MEGHALAYA CEMENTS LIMITED



*R.K. Pareek*  
R.K. Pareek  
(President)



Sales & Marketing Office :  
Mega Plaza, 4th Floor, Christian Basti  
G.S. Road, Guwahati - 781 005  
Tel. : 0361 2345421/22/23, Fax : 0361 2345419  
E-mail : guwahati@topcem.in  
Web : www.topcem.in

Kolkata :  
BE-77, Salt Lake City  
Sector-1, Kolkata - 700 064  
Tel. : 033 2334 0666 / 0004  
Fax : 033 2334 0505  
E-mail : kolkata@topcem.in

Registered Office :  
Village: Thangskai, P.O. & P.S. Lumshnong  
District: East Jaintia Hills, Meghalaya, PIN: 793210  
Tel. : 03655 278324 / 363 / 364  
Fax : 03655 278327  
E-mail : meghalaya@topcem.in



HELPLINE NO : 18001233666

# MEGHALAYA CEMENTS LIMITED

## FORM - I

(See Rule 4)

**Return: Water consumed during the month of January' 2023**

Name and Address of the consumer	Purpose for which water consumed	Source Tube Well River etc	Reading at the beginning of the first day of the calendar month under report	Reading at the end of the last day of the calendar month under report	Quantity of water consumed in Kilolitres	If the meter was out of order the monthly average consumption of water for the previous 3 month of working periods	Quantity of water qualifying for rebate according to the assesses	Remarks (*)
1	2	3	4	5	6	7	8	9
MEGHALAYA Cements Ltd. Village - Thangskai P.O - Lumshnong Pin No 793210 Jaintia Hills - MEGHALAYA	Domestic purpose	River	(a) 426696 (b) 037737 (c) 831299	(a) 428240 (b) 039889 (c) 833916	6,313	-	-	Qty. of water consumed from river water = 6,313 + 11,540 = 17,853 KL
	Industrial cooling	River	a) 201791 b) 122806 c) 698144	a) 205736 b) 133348 c) 709886	11,540	-	-	Qty of water circulation & returned = 9,828 + 4,861 = 14,689 KL
	Industrial Purpose	-	-	-	Nil	-	-	-

For claiming the rebate under the column 7, the assesses has indicated in this column that has been analytical and the test report were annexed in this return to support the claim.

**Note:** (1) Initial reading of the return line flow meter at the beginning of the month = 2,728,339

Final reading of the return line flow meter at end of month = 2,728,339

(2) Initial reading of S.T.P flow meter at the beginning of the month = 120,449

Final reading of S.T.P flow meter at the end of the month = 125,310

