



MEGHALAYA CEMENTS LIMITED

CIN- U26942ML2003PLC007125



To,

Date: 04.02.2022

The Member Secretary,
Meghalaya State Pollution Control Board,
'Arden' Lumpyngngad,
Shillong, Meghalaya.

Dear Sir,

We are herewith submitting the Ambient Air Quality survey report along with stack analysis report for the month of **January'2022** for **2600 TPD Cement Manufacturing Plant** along with **10 MW Captive Power Plant** report respectively.

Thanking you Sir,

Yours faithfully,

For MEGHALAYA CEMENTS LIMITED

R.K. Pareek
(President)



Sales & Marketing Office :
Mega Plaza, 4th Floor, Christian Basti
G.S. Road, Guwahati - 781 005
Tel. : 0361 2345421/22/23, Fax : 0361 2345419
E-mail : guwahati@topcem.in
Web : www.topcem.in

Kolkata :
BE-77, Salt Lake City
Sector-1, Kolkata - 700 064
Tel. : 033 2334 0666 / 0004
Fax : 033 2334 0505
E-mail : kolkata@topcem.in

Registered Office :
Village: Thangskai, P.O. & P.S. Lumshnong
District: East Jaintia Hills, Meghalaya, PIN: 793210
Tel. : 03655 278324 / 363 / 364
Fax : 03655 278327
E-mail : meghalaya@topcem.in

HELPLINE NO : 18001233666



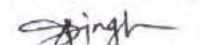
MEGHALAYA CEMENTS LIMITED

AMBIENT AIR QUALITY SURVEY

Location of sampling	MCL, Thangskai				
Date of sampling	04.01.2022 & 05.01.2022				
Distance between the industry and sampling Location	100.0 meters 20.00 meters 25.00 meters 10.00 meters				
Time duration of sampling	48 hrs				
Weather	Clear				
Total Rainfall, mm(On Date)	00.00 mm				
Ambient Temperature(⁰ C):					
Maximum:	20.67				
Minimum:	09.82				
Relative Humidity (%):					
Maximum:	85.66				
Minimum:	48.69				
Wind direction	→ S (183.62)				
Pollutants	Analysis results				Permissible Limits For Rural Areas (By MSPCB 24hrs Monitoring)
	Station No. & Air Quality Survey No.				
	1)Opposite Guest house A/37/2022-22	2)Near L/S Crusher A/38/2022-22	3)Near Substation (DW Direction) A/39/2022-22	4) Near CCR Building A/40/2022-22	
	24 hrs.	24 hrs.	24 hrs.	24 hrs.	
Suspended Particulate Matters PM ₁₀ (µg/m ³)	51.34	55.69	46.97	52.41	100µg/m ³
Suspended Particulate Matters PM _{2.5} (µg/m ³)	23.56	27.15	24.73	26.38	60µg/m ³

Remarks: The parameters were analyzed and found within the permissible limits of Ambient Air Quality Standards (National) as per as the EPA Notification G.S.R.826 (E) dated 16th Nov 2009

Prepared by


(Arti Singh)

Checked & Verified by


(Ujjwal Anurag)

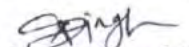
MEGHALAYA CEMENTS LIMITED

CPP AMBIENT AIR QUALITY SURVEY

Location of sampling	CPP, MCL, Thangskai			
Date of sampling	10.01.2022			
Distance between the industry and sampling Location	25.0 meters 25.0 meters 25.0 meters			
Time duration of sampling	24 hrs			
Weather	Clear			
Total Rainfall, mm(On Date)	0.00 mm			
Ambient Temperature(^o C):				
Maximum:	20.68			
Minimum:	12.28			
Relative Humidity (%):				
Maximum:	77.65			
Minimum:	58.23			
Wind direction	→S(158.03)			
Pollutants	Analysis results			Permissible Limits For Rural Areas (By MSPCB 24hrs Monitoring)
	Station No. & Air Quality Survey No.			
	1)Old Yard side S to E B/28/2022-22	2)Labour colony side S to W B/29/2022-22	3)JUNGLE Side N to E B/30/2022-22	
	24 hrs.	24 hrs.	24 hrs.	
Suspended Particulate Matters PM ₁₀ (µg/m ³)	47.68	39.42	43.86	100µg/m ³
Suspended Particulate Matters PM _{2.5} (µg/m ³)	21.59	25.91	30.12	60µg/m ³

Remarks: The parameters were analyzed and found within the permissible limits of Ambient Air Quality Standards (National) as per as the EPA Notification G.S.R.826 (E) dated 16th Nov'2009.

Prepared by


(Arti Singh)

Checked & Verified by


(Ujjwal Anurag)



MEGHALAYA CEMENTS LIMITED

STACK ANALYSIS REPORT

Name of sampling Location : MCL, Thangskai
Date of Sampling : 08.01.2022
Type of Stack : Coal Mill-1
Laboratory reference No : S/118/2021-22

Parameters:


1) Particulate Matter (PM): mg/Nm^3
26.40 mg/Nm^3

Remarks: The parameter was tested and found within the permissible limits of the Stack Emission Standards as per as the EPA Notification G.S.R.497 (E) dated 10th May'2016.

Prepared by


(Arti Singh)

Checked & Verified by


(Ujjwal Anurag)

MEGHALAYA CEMENTS LIMITED

STACK ANALYSIS REPORT

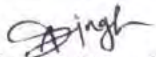
Name of sampling Location : MCL, Thangskai
Date of Sampling : 08.01.2022
Type of Stack : Coal Mill-2
Laboratory reference No : S/119/2021-22

Parameters:

1) Particulate Matter (PM): mg/Nm^3
13.86 mg/Nm^3

Remarks: The parameter was tested and found within the permissible limits of the Stack Emission Standards as per as the EPA Notification G.S.R.497 (E) dated 10th May'2016.

Prepared by


(Arti Singh)

Checked & Verified by


(Ujjwal Anurag)



MEGHALAYA CEMENTS LIMITED

STACK ANALYSIS REPORT

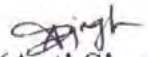
Name of sampling Location : MCL, Thangskai
Date of Sampling : 17.01.2022
Type of Stack : **Packing Plant-1**
Laboratory reference No : S/120/2021-22

Parameters:


1) Particulate Matter (PM): mg/Nm³
16.15 mg/Nm³

Remarks: The parameter was tested and found within the permissible limits of the Stack Emission Standards as per as the EPA Notification G.S.R.497 (E) dated 10th May'2016.

Prepared by


(Arti Singh)

Checked & Verified by


(Ujjwal Anurag)



MEGHALAYA CEMENTS LIMITED

STACK ANALYSIS REPORT


Name of sampling Location : MCL, Thangskai
Date of Sampling : 17.01.2022
Type of Stack : Packing Plant-2
Laboratory reference No : S/121/2021-22

Parameters:

1) Particulate Matter (PM): mg/Nm^3
17.13 mg/Nm^3

Remarks: The parameter was tested and found within the permissible limits of the Stack Emission Standards as per as the EPA Notification G.S.R.497 (E) dated 10th May'2016.

Prepared by


(Arti Singh)

Checked & Verified by


(Ujjwal Anurag)



MEGHALAYA CEMENTS LIMITED

STACK ANALYSIS REPORT

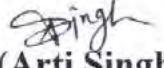
Name of sampling Location : MCL, Thangskai
Date of Sampling : 13.01.2022
Type of Stack : Cement Mill No-1
Laboratory reference No : S/122/2021-22

Parameters:

1) Particulate Matter (PM): mg/Nm³
15.43 mg/Nm³

Remarks: The parameter was tested and found within the permissible limits of the Stack Emission Standards as per as the EPA Notification G.S.R.497 (E) dated 10th May'2016.

Prepared by


(Arti Singh)

Checked & Verified by


(Ujjwal Anurag)



MEGHALAYA CEMENTS LIMITED

STACK ANALYSIS REPORT

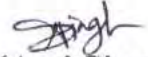
Name of Sampling Location : MCL, Thangskai
Date of Sampling : 13.01.2022
Type of Stack : Cement Mill No-2
Laboratory reference No : S/123/2021-22

Parameters:

1) Particulate Matter (PM): mg/Nm³
27.65 mg/Nm³

Remarks: The parameter was tested and found within the permissible limits of the Stack Emission Standards as per as the EPA Notification G.S.R.497 (E) dated 10th May'2016.

Prepared by


(Arti Singh)

Checked & Verified by


(Ujjwal Anurag)



MEGHALAYA CEMENTS LIMITED

STACK ANALYSIS REPORT

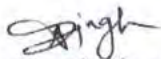
Name of sampling Location : MCL, Thangskai
Date of Sampling : 25.01.2022
Type of Stack : **Primary Crusher**
Laboratory reference No : S/124/2021-22

Parameters:

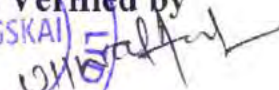
1) Particulate Matter (PM): mg/Nm³
14.67 mg/Nm³

Remarks: The parameter was tested and found within the permissible limits of the Stack Emission Standards as per as the EPA Notification G.S.R.497 (E) dated 10th May'2016.

Prepared by


(Arti Singh)

Checked & Verified by


(Ujjwal Anurag)



MEGHALAYA CEMENTS LIMITED

STACK ANALYSIS REPORT


Name of sampling Location : MCL, Thangskai
Date of Sampling : 25.01.2022
Type of Stack : Secondary Crusher
Laboratory reference No : S/125/2021-22

Parameters:

1) Particulate Matter (PM): mg/Nm^3
16.95 mg/Nm^3

Remarks: The parameter was tested and found within the permissible limits of the Stack Emission Standards as per as the EPA Notification G.S.R.497 (E) dated 10th May'2016.

Prepared by


(Arti Singh)

Checked & Verified by


(Ujjwal Anurag)



MEGHALAYA CEMENTS LIMITED

STACK ANALYSIS REPORT

Name of sampling Location : MCL, Thangskai
Date of Sampling : 11.01.2022
Type of Stack : Cooler E.S.P-1
Laboratory reference No : S/126/2021-22

Parameters:

1) Particulate Matter (PM): mg/Nm^3
21.03 mg/Nm^3

Remarks: The parameter was tested and found within the permissible limits of the Stack Emission Standards as per as the EPA Notification G.S.R.497 (E) dated 10th May'2016.

Prepared by

Arti Singh
(Arti Singh)

Checked & Verified by
Ujjwal Anurag
(Ujjwal Anurag)



MEGHALAYA CEMENTS LIMITED

STACK ANALYSIS REPORT

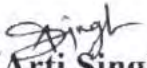
Name of sampling Location : MCL, Thangskai
Date of Sampling : 11.01.2022
Type of Stack : Cooler E.S.P-2
Laboratory reference No : S/127/2021-22

Parameters:

1) Particulate Matter (PM): mg/Nm³
26.87 mg/Nm³

Remarks: The parameter was tested and found within the permissible limits of the Stack Emission Standards as per as the EPA Notification G.S.R.497 (E) dated 10th May'2016.

Prepared by


(Arti Singh)

Checked & Verified by


(Ujjwal Anurag)



MEGHALAYA CEMENTS LIMITED

STACK ANALYSIS REPORT

Name of sampling Location : MCL, Thangskai
Date of Sampling : 27.01.2022
Type of Stack : Kiln & Raw Mill (RABH-1)
Laboratory reference No : S/128/2021-22


Parameters:

- 1) Particulate Matter (PM) : 21.46 mg/Nm³
- 2) Oxides of Sulfur (as SO₂): 411.04 mg/Nm³
- 3) Oxides of Nitrogen (NO_x): 209.86 mg/Nm³


Remarks: The parameter was tested and found within the permissible limits of the Stack Emission Standards as per as the EPA Notification G.S.R.497 (E) dated 10th May'2016.

Note: The SO₂ result mentioned in the test report based on the pyritic sulfur presence in our Limestone. The pyritic sulfur percentage in our limestone is >0.50.

Prepared by


(Arti Singh)

Checked & Verified by


(Ujjwal Anurag)



MEGHALAYA CEMENTS LIMITED

STACK ANALYSIS REPORT

Name of sampling Location : MCL, Thangskai
Date of Sampling : 27.01.2022
Type of Stack : Kiln& Raw Mill (RABH-2)
Laboratory reference No : S/129/2021-22

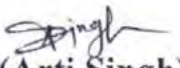
Parameters:

- 1) Particulate Matter (PM): 16.81 mg/Nm³
- 2) Oxides of Sulfur (as SO₂): 421.87 mg/Nm³
- 3) Oxides of Nitrogen (NO_x): 201.67 mg/Nm³

Remarks: The parameter was tested and found within the permissible limits of the Stack Emission Standards as per as the EPA Notification G.S.R.497 (E) dated 10th May'2016.

Note: *The SO₂ result mentioned in the test report based on the pyritic sulfur presence in our Limestone. The pyritic sulfur percentage in our limestone is >0.50.*

Prepared by


(Arti Singh)

Checked & Verified by


(Ujjwal Anurag)


MEGHALAYA CEMENTS LIMITED

STACK ANALYSIS REPORT

Name of sampling Location : MCL, Thangskai
Date of Sampling : -
Type of Stack : C.P.P.
Laboratory reference No : S/130/2021-22

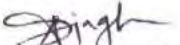
Parameters:

- 1) Particulate Matter (PM): - mg/Nm³
- 2) Oxides of Sulfur (as SO₂): - mg/Nm³
- 3) Oxides of Nitrogen (NO_x): - mg/Nm³

(Note – Stopped due to maintenance)

Remarks: The parameter was tested and found within the permissible limits of the Stack Emission Standards as per as the EPA Notification G.S.R.3305 (E) dated 07th Dec'2015.

Prepared by


(Arti Singh)

Checked & Verified by


(Ujjwal Anurag)



MEGHALAYA CEMENTS LIMITED

CIN- U26942ML2003PLC007125

ole



To,

Date: 04.02.2022

The Member Secretary,
Meghalaya State Pollution Control Board,
'Arden' Lumpyngngad,
Shillong, Meghalaya.

Dear Sir,

We are herewith submitting the Ambient Air Quality Survey report for the month of **January'2022** for Limestone mining for an area of 31.05 Ha, at South Khliehjeri.

Thanking you Sir,

Yours faithfully,

For MEGHALAYA CEMENTS LIMITED




R.K. Pareek
R.K. Pareek
(President)



Sales & Marketing Office :
Mega Plaza, 4th Floor, Christian Basti
G.S. Road, Guwahati - 781 005
Tel. : 0361 2345421/22/23, Fax : 0361 2345419
E-mail : guwahati@topcem.in
Web : www.topcem.in

Kolkata :
BE-77, Salt Lake City
Sector-1, Kolkata - 700 064
Tel. : 033 2334 0666 / 0004
Fax : 033 2334 0505
E-mail : kolkata@topcem.in

Registered Office :
Village: Thangskai, P.O. & P.S. Lumshnong
District : East Jaintia Hills, Meghalaya, PIN: 793210
Tel. : 03655 278324 / 363 / 364
Fax : 03655 278327
E-mail : meghalaya@topcem.in



HELPLINE NO : 18001233666

M/s MEGHALAYA CEMENTS LIMITED
AMBIENT AIR QUALITY SURVEY

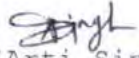
MCL/ENV/LSM-AAQM/2021-22/36

Location of sampling	South Khliehjri Limestone Mine (31.05 Ha)
Date duration of sampling	20.01.2022 to 21.01.2022
Time Duration of sampling	48 hours
Weather	Clear
Total Rain Fall, mm (On Date)	0.00 mm
Ambient Temperature (°C) :	Max. - 16.49°C, Min. - 08.68°C
Relative Humidity (%) :	Max. - 91.91%, Min. - 68.40%
Wind direction	→S(163.86°)

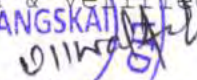
Pollutants	Analysis Results			Permissible Limits for Rural Areas (By MSPCB 24 hrs Monitoring)
	Station No. & Air Quality Survey No.			
	A1. North -East (Near Soil Dump) D/88/2021-22	A2. North - West (Near Haul Road) D/89/2021-22	A3. Southern side (Near Lease Boundary) D/90/2021-22	
	48 hrs.	48 hrs	48 hrs	
Particulate Matters PM10 ($\mu\text{g}/\text{m}^3$)	53.26	48.74	41.37	100
Particulate Matters PM2.5 ($\mu\text{g}/\text{m}^3$)	33.24	29.43	23.64	60

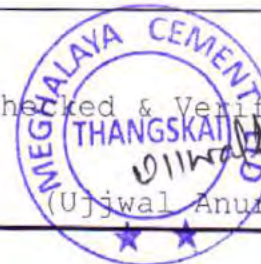
Remarks : The Parameters analysed were found to be within the permissible Limits of Ambient Air Quality Standards (National) for Rural Areas as per EPA Notification GSR 176, April 1996.

Prepared by


(Arti Singh)

Checked & Verified By


THANGSKATI
Ujjwal Anurag
(Ujjwal Anurag)





MEGHALAYA CEMENTS LIMITED

CIN- U26942ML2003PLC007125



To,

Date: 04.02.2022

The Member Secretary,
Meghalaya State Pollution Control Board,
'Arden' Lumpyngngad,
Shillong, Meghalaya.

Dear Sir,

We are herewith submitting the Process Fugitive Emission report of the month **January'2022** for **2600 TPD Cement Manufacturing Plant** along with **10 MW Captive Power Plant** report respectively.

Thanking you Sir,

Yours faithfully,

For MEGHALAYA CEMENTS LIMITED

R.K. Pareek
(President)



Sales & Marketing Office :
Mega Plaza, 4th Floor, Christian Basti
G.S. Road, Guwahati - 781 005
Tel. : 0361 2345421/22/23, Fax : 0361 2345419
E-mail : guwahati@topcem.in
Web : www.topcem.in

Kolkata :
BE-77, Salt Lake City
Sector-1, Kolkata - 700 064
Tel. : 033 2334 0666 / 0004
Fax : 033 2334 0505
E-mail : kolkata@topcem.in

Registered Office :
Village: Thangskai, P.O. & P.S. Lumshnong
District : East Jaintia Hills, Meghalaya, PIN: 793210
Tel. : 03855 278324 / 363 / 364
Fax : 03855 278327
E-mail : meghalaya@topcem.in

HELPLINE NO : 18001233666



MEGHALAYA CEMENTS LIMITED

PROCESS FUGITIVE EMISSION TEST RESULTS

January'2022

Date of Testing	Location	Fugitive Emission Results for SPM ($\mu\text{g}/\text{m}^3$)	As per the Standard Limit ($\mu\text{g}/\text{m}^3$)
18.01.2022	Lime stone Storage Area	1625	5000
18.01.2022	Coal Storage Area	924	2000
19.01.2022	Clinker Loading Area	2237	5000
19.01.2022	Cement Loading Area	2056	5000
21.01.2022	Coal Storage Area (CPP)	1027	2000
21.01.2022	Fly Ash Silo Area (CPP)	967	2000

Prepared by


(Arti Singh)

Checked & Verified by


(Ujjwal Anurag)