

MEGHALAYA CEMENTS LIMITED

CIN: U26942ML2003PLC007125

DECEMBER – 2020

STACK EMISSION MONITORING RESULTS (Average Values)

Sl.No.	Stack Attached To	Particulate Matter(mg/Nm ³)	SO ₂ (mg/Nm ³)	NO ₂ (mg/Nm ³)
1	Primary Crusher	13.64	-	-
2	Secondary crusher	20.54	-	-
3	Coal Mill 1	13.30	-	-
4	Coal Mill 2	14.56	-	-
5	RABH 1	16.31	671.36	243.67
6	RABH 2	18.94	626.63	217.94
7	ESP 1	26.46	-	-
8	ESP 2	25.65	-	-
9	Packing House - 1	15.29	-	-
10	Packing House - 2	17.37	-	-
11	Cement Mill - 1	18.31	-	-
12	Cement Mill - 2	17.64	-	-
13	CPP	24.78	436.94	214.61

AMBIENT AIR QUALITY MONITORING RESULTS (Average Values)

Stations ↓ Parameters →	Respirable Suspended Particulate Matter (µg/m ³)		Gaseous Emission (µg/m ³)	
	PM ₁₀	PM _{2.5}	SO ₂	NO ₂
Station # 1 (Near DG Set Area)	37.64	23.17	09.01	06.64
Station # 2 (Near Guest house)	33.68	24.89	12.91	09.13
Station # 3 (Near Stone Crusher Area)	44.27	35.92	06.39	08.21
Station # 4 (Near CCR Building)	45.84	33.67	09.64	12.68



MEGHALAYA CEMENTS LIMITED

CIN- U26942ML2003PLC007125



To,

Date: 06.01.2021

The Member Secretary,
Meghalaya State Pollution Control Board,
'Arden' Lumpynggad,
Shillong, Meghalaya.


Dear Sir,

We are herewith submitting the Ambient Air Quality survey report along with stack analysis report for the month of **December'2020** for **2600 TPD Cement Manufacturing Plant** along with **10 MW Captive Power Plant** report respectively.

Thanking you Sir,

Yours faithfully,

For **MEGHALAYA CEMENTS LIMITED**


R.K. Pareek
(President)



ISO 9001:2015 & 14001:2015
50001:2011 Certified Company

Sales & Marketing Office :
Mega Plaza, 4th Floor, Christian Basti
G.S. Road, Guwahati - 781 005
Tel. : 0361 2345421/22/23, Fax : 0361 2345419
E-mail : guwahati@topcem.in
Web : www.topcem.in

Kolkata :
BE-77, Salt Lake City
Sector-1, Kolkata - 700 064
Tel. : 033 2334 0666 / 0004
Fax : 033 2334 0505
E-mail : kolkata@topcem.in

Registered Office :
Village: Thangskai, P.O. & P.S. Lumshnong
District : East Jaintia Hills, Meghalaya, PIN: 793210
Tel. : +91 89742 17765 / 70850 58469 / 98625 09599
E-mail : meghalaya@topcem.in



HELPLINE NO : 18001233666

MEGHALAYA CEMENTS LIMITED

AMBIENT AIR QUALITY SURVEY

Location of sampling	MCL, Thangskai				
Date of sampling	10.12.2020 & 11.12.2020				
Distance between the industry and sampling Location	100.0 meters 20.00 meters 25.00 meters 10.00 meters				
Time duration of sampling	48 hrs				
Weather	Clear				
Total Rainfall, mm(On Date)	00.00 mm				
Ambient Temperature(⁰ C):					
Maximum:	29.36				
Minimum:	21.64				
Relative Humidity (%):					
Maximum:	94.67				
Minimum:	47.82				
Wind direction	→ SE (148.69)				
Pollutants	Analysis results				Permissible Limits For Rural Areas (By MSPCB 24hrs Monitoring)
	Station No. & Air Quality Survey No.				
	1)Opposite Guest house A/33/2020-21	2)Near L/S Crusher A/34/2020-21	3)Near Substation (DW Direction) A/35/2020-21	4) Near CCR Building A/36/2020-21	
	24 hrs.	24 hrs.	24 hrs.	24 hrs.	
Suspended Particulate Matters PM ₁₀ (µg/m ³)	33.68	44.27	37.64	45.84	100µg/m ³
Suspended Particulate Matters PM _{2.5} (µg/m ³)	24.89	35.92	23.17	33.67	60µg/m ³

Remarks: The parameters were analyzed and found within the permissible limits of Ambient Air Quality Standards (National) as per as the EPA Notification G.S.R.826 (E) dated 16th Nov'2009.

Prepared by

Arti Singh
(Arti Singh)

Checked & Verified by

Ujjwal Anurag
(Ujjwal Anurag)

Regd. Office and Works: Village Thangskai, P.O. Lumshnong, Dist - East Jaintia Hills, Meghalaya Pin-793210 Ph.:03655-278324/363/364 **Corporate Office:** BE-77, Salt Lake City, Sector - 1, Kolkata - 700 064, Ph.:033 23340666/0004, Fax: 03655 278327

MEGHALAYA CEMENTS LIMITED

CPP AMBIENT AIR QUALITY SURVEY

Location of sampling	CPP, MCL, Thangskai			
Date of sampling	21.12.2020			
Distance between the industry and sampling Location	25.0 meters 25.0 meters 25.0 meters			
Time duration of sampling	24 hrs			
Weather	Clear			
Total Rainfall, mm(On Date)	0.00 mm			
Ambient Temperature(^o C):				
Maximum:	28.42			
Minimum:	20.39			
Relative Humidity (%):				
Maximum:	93.61			
Minimum:	57.24			
Wind direction	→S (189.72)			
Pollutants	Analysis results			Permissible Limits For Rural Areas (By MSPCB 24hrs Monitoring)
	Station No. & Air Quality Survey No.			
	1)Old Yard side S to E B/25/2020-21	2)Labour colony side S to W B/26/2020-21	3)JUNGLE Side N to E B/27/2020-21	
	24 hrs.	24 hrs.	24 hrs.	
Suspended Particulate Matters PM ₁₀ (µg/m ³)	62.59	60.24	53.64	100µg/m ³
Suspended Particulate Matters PM _{2.5} (µg/m ³)	45.67	40.73	39.28	60µg/m ³

Remarks: The parameters were analyzed and found within the permissible limits of Ambient Air Quality Standards (National) as per as the EPA Notification G.S.R.826 (E) dated 16th Nov'2009.

Prepared by

Arti Singh
(Arti Singh)

Checked & Verified by

Ujjwal Anurag
(Ujjwal Anurag)

MEGHALAYA CEMENTS LIMITED

STACK ANALYSIS REPORT

Name of sampling Location : MCL, Thangskai
Date of Sampling : 30.12.2020
Type of Stack : **Coal Mill-1**
Laboratory reference No : S/105/2020-21

Parameters:

1) Particulate Matter (PM): mg/Nm³
13.30 mg/Nm³

Remarks: The parameter was tested and found within the permissible limits of the Stack Emission Standards as per as the EPA Notification G.S.R.497 (E) dated 10th May'2016.

Prepared by


(Arti Singh)

Checked & Verified by


(Ujjwal Anurag)



MEGHALAYA CEMENTS LIMITED

STACK ANALYSIS REPORT

Name of sampling Location : MCL, Thangskai
Date of Sampling : 16.12.2020
Type of Stack : Coal Mill-2
Laboratory reference No : S/106/2020-21

Parameters:

1) Particulate Matter (PM): mg/Nm³

14.56 mg/Nm³

Remarks: The parameter was tested and found within the permissible limits of the Stack Emission Standards as per as the EPA Notification G.S.R.497 (E) dated 10th May'2016.

Prepared by


(Arti Singh)

Checked & Verified by


(Ujjwal Anurag)

MEGHALAYA CEMENTS LIMITED

STACK ANALYSIS REPORT

Name of sampling Location : MCL, Thangskai
Date of Sampling : 08.12.2021
Type of Stack : Packing Plant-1
Laboratory reference No : S/107/2020-21

Parameters:

1) Particulate Matter (PM): mg/Nm^3
15.29 mg/Nm^3

Remarks: The parameter was tested and found within the permissible limits of the Stack Emission Standards as per as the EPA Notification G.S.R.497 (E) dated 10th May'2016.

Prepared by


(Arti Singh)

Checked & Verified by


(Ujjwal Anurag)



MEGHALAYA CEMENTS LIMITED

STACK ANALYSIS REPORT

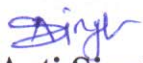
Name of sampling Location : MCL, Thangskai
Date of Sampling : 09.12.2020
Type of Stack : Packing Plant-2
Laboratory reference No : S/108/2020-21

Parameters:

1) Particulate Matter (PM): mg/Nm^3
17.37 mg/Nm^3

Remarks: The parameter was tested and found within the permissible limits of the Stack Emission Standards as per as the EPA Notification G.S.R.497 (E) dated 10th May'2016.

Prepared by


(Arti Singh)

Checked & Verified by


(Ujjwal Anurag)

MEGHALAYA CEMENTS LIMITED

STACK ANALYSIS REPORT

Name of sampling Location : MCL, Thangskai
Date of Sampling : 11.12.2020
Type of Stack : Cement Mill No-1
Laboratory reference No : S/109/2020-21

Parameters:

1) Particulate Matter (PM): 18.31 mg/Nm³

Remarks: The parameter was tested and found within the permissible limits of the Stack Emission Standards as per as the EPA Notification G.S.R.497 (E) dated 10th May'2016.

Prepared by


(Arti Singh)

Checked & Verified by


(Ujjwal Anurag)

MEGHALAYA CEMENTS LIMITED

STACK ANALYSIS REPORT

Name of sampling Location : MCL, Thangskai
Date of Sampling : 11.12.2020
Type of Stack : Cement Mill No-2
Laboratory reference No : S/110/2020-21

Parameters:

1) Particulate Matter (PM): 17.64 mg/Nm³

Remarks: The parameter was tested and found within the permissible limits of the Stack Emission Standards as per as the EPA Notification G.S.R.497 (E) dated 10th May'2016.

Prepared by


(Arti Singh)

Checked & Verified by


(Ujjwal Anurag)

MEGHALAYA CEMENTS LIMITED

STACK ANALYSIS REPORT


Name of sampling Location : MCL, Thangskai
Date of Sampling : 19.12.2020
Type of Stack : Primary Crusher
Laboratory reference No : S/111/2020-21

Parameters:

1) Particulate Matter (PM): mg/Nm^3
13.64 mg/Nm^3

Remarks: The parameter was tested and found within the permissible limits of the Stack Emission Standards as per as the EPA Notification G.S.R.497 (E) dated 10th May'2016.

Prepared by


(Arti Singh)

Checked & Verified by


(Ujjwal Anurag)

MEGHALAYA CEMENTS LIMITED

STACK ANALYSIS REPORT

Name of sampling Location : MCL, Thangskai
Date of Sampling : 19.12.2020
Type of Stack : **Secondary Crusher**
Laboratory reference No : S/112/2020-21

Parameters:

1) Particulate Matter (PM): mg/Nm³
20.54 mg/Nm³

Remarks: The parameter was tested and found within the permissible limits of the Stack Emission Standards as per as the EPA Notification G.S.R.497 (E) dated 10th May'2016.

Prepared by


(Arti Singh)

Checked & Verified by


(Ujjwal Anurag)

MEGHALAYA CEMENTS LIMITED

STACK ANALYSIS REPORT

Name of sampling Location : MCL, Thangskai
Date of Sampling : 12.12.2020
Type of Stack : Cooler E.S.P-1
Laboratory reference No : S/113/2020-21

Parameters:

1) Particulate Matter (PM): mg/Nm^3
26.46 mg/Nm^3

Remarks: The parameter was tested and found within the permissible limits of the Stack Emission Standards as per as the EPA Notification G.S.R.497 (E) dated 10th May'2016.

Prepared by


(Arti Singh)

Checked & Verified by


(Ujjwal Anurag)

MEGHALAYA CEMENTS LIMITED

STACK ANALYSIS REPORT

Name of sampling Location : MCL, Thangskai
Date of Sampling : 28.12.2020
Type of Stack : Cooler E.S.P-2
Laboratory reference No : S/114/2020-21

Parameters:


1) Particulate Matter (PM): mg/Nm³
25.65 mg/Nm³

Remarks: The parameter was tested and found within the permissible limits of the Stack Emission Standards as per as the EPA Notification G.S.R.497 (E) dated 10th May'2016.

Prepared by


(Arti Singh)

Checked & Verified by


(Ujjwal Anurag)

MEGHALAYA CEMENTS LIMITED

STACK ANALYSIS REPORT

Name of sampling Location : MCL, Thangskai
Date of Sampling : 15.12.2020
Type of Stack : Kiln & Raw Mill (RABH-1)
Laboratory reference No : S/115/2020-21

Parameters:

- 1) Particulate Matter (PM) : 16.31 mg/Nm³
- 2) Oxides of Sulfur (as SO₂): 671.36 mg/Nm³
- 3) Oxides of Nitrogen (NO_x): 243.67 mg/Nm³

Remarks: The parameter was tested and found within the permissible limits of the Stack Emission Standards as per as the EPA Notification G.S.R.497 (E) dated 10th May'2016.

Note: The SO₂ result mentioned in the test report based on the pyritic sulfur presence in our Limestone. The pyritic sulfur percentage in our limestone is >0.50.

Prepared by


(Arti Singh)

Checked & Verified by


(Ujjwal Anurag)

MEGHALAYA CEMENTS LIMITED

STACK ANALYSIS REPORT

Name of sampling Location : MCL, Thangskai
Date of Sampling : 28.12.2020
Type of Stack : Kiln& Raw Mill (RABH-2)
Laboratory reference No : S/116/2020-21

Parameters:

- 1) Particulate Matter (PM): 18.94 mg/Nm³
- 2) Oxides of Sulfur (as SO₂): 626.63 mg/Nm³
- 3) Oxides of Nitrogen (NO_x): 217.94 mg/Nm³

Remarks: The parameter was tested and found within the permissible limits of the Stack Emission Standards as per as the EPA Notification G.S.R.497 (E) dated 10th May'2016.

Note: *The SO₂ result mentioned in the test report based on the pyritic sulfur presence in our Limestone. The pyritic sulfur percentage in our limestone is >0.50.*

Prepared by


(Arti Singh)

Checked & Verified by


(Ujjwal Anurag)

MEGHALAYA CEMENTS LIMITED

STACK ANALYSIS REPORT

Name of sampling Location : MCL, Thangskai
Date of Sampling : 23.12.2020
Type of Stack : C.P.P.
Laboratory reference No : S/117/2020-21

Parameters:

- 1) Particulate Matter (PM): 24.78 mg/Nm³
- 2) Oxides of Sulfur (as SO₂): 436.94 mg/Nm³
- 3) Oxides of Nitrogen (NO_x): 214.61 mg/Nm³

Remarks: The parameter was tested and found within the permissible limits of the Stack Emission Standards as per as the EPA Notification G.S.R.3305 (E) dated 07th Dec'2015.

Prepared by


(Arti Singh)

Checked & Verified by


(Ujjwal Anurag)



MEGHALAYA CEMENTS LIMITED

CIN- U26942ML2003PLC007125

de



To,

Date: 06.01.2021

The Member Secretary,
Meghalaya State Pollution Control Board,
'Arden' Lumpynggad,
Shillong, Meghalaya.

Dear Sir,

We are herewith submitting the Ambient Air Quality survey report for the month of **December'2020** for Limestone mining for an area of 31.05 Ha, at South Khliehjeri.

Thanking you Sir,

Yours faithfully,

For **MEGHALAYA CEMENTS LIMITED**



R.K. Pareek
R.K. Pareek
(President)



ISO 9001:2015 & 14001:2015
50001:2011 Certified Company

Sales & Marketing Office :
Mega Plaza, 4th Floor, Christian Basti
G.S. Road, Guwahati - 781 005
Tel. : 0361 2345421/22/23, Fax : 0361 2345419
E-mail : guwahati@topcem.in
Web : www.topcem.in

HELPLINE NO : 18001233666

Kolkata :
BE-77, Salt Lake City
Sector-1, Kolkata - 700 064
Tel. : 033 2334 0666 / 0004
Fax : 033 2334 0505
E-mail : kolkata@topcem.in

Registered Office :
Village: Thangskai, P.O. & P.S. Lumshnong
District : East Jaintia Hills, Meghalaya, PIN: 793210
Tel. : +91 89742 17765 / 70850 58469 / 98625 09599
E-mail : meghalaya@topcem.in



M/s MEGHALAYA CEMENTS LIMITED
AMBIENT AIR QUALITY SURVEY

MCL/ENV/LSM-AAQM/2020-21/36

Location of sampling	South Khliehjri Limestone Mine (31.05 Ha)
Date duration of sampling	22.12.2020
Time Duration of sampling	24 hours
Weather	Clear
Total Rain Fall, mm (On Date)	00.00 mm
Ambient Temperature (°C) :	Max. - 28.31°C, Min. - 16.42°C
Relative Humidity (%) :	Max. - 93.42%, Min. - 59.37%
Wind direction	→ SW(216.62°)

Pollutants	Analysis Results			Permissible Limits for Rural Areas (By MSPCB 24 hrs Monitoring)
	Station No. & Air Quality Survey No.			
	A1. North -East (Near Soil Dump) D/79/20-21	A2. North - West (Near Haul Road) D/80/20-21	A3. Southern side (Near Lease Boundary) D/81/20-21	
	48 hrs.	48 hrs	48 hrs	
Particulate Matters PM10 ($\mu\text{g}/\text{m}^3$)	55.92	53.27	61.48	100
Particulate Matters PM2.5 ($\mu\text{g}/\text{m}^3$)	39.61	35.4	44.92	60

Remarks : The Parameters analysed were found to be within the permissible Limits of Ambient Air Quality Standards (National) for Rural Areas as per EPA Notification GSR 176, April 1996.

Prepared By

Spingh
(Arti Singh)

Checked & Verified By

Ujjwal Anurag
(Ujjwal Anurag)





MEGHALAYA CEMENTS LIMITED

CIN- U26942ML2003PLC007125



To,

Date: 06.01.2021

The Member Secretary,
Meghalaya State Pollution Control Board,
'Arden' Lumpynggad,
Shillong, Meghalaya.


Dear Sir,

We are herewith submitting the Process Fugitive Emission report of the month December'2020 for 2600 TPD Cement Manufacturing Plant along with 10 MW Captive Power Plant report respectively.

Thanking you Sir,

Yours faithfully,

For MEGHALAYA CEMENTS LIMITED


R.K. Pareek
(President)



ISO 9001:2015 & 14001:2015
50001:2011 Certified Company

Sales & Marketing Office :
Mega Plaza, 4th Floor, Christian Basti
G.S. Road, Guwahati - 781 005
Tel. : 0361 2345421/22/23, Fax : 0361 2345419
E-mail : guwahati@topcem.in
Web : www.topcem.in

HELPLINE NO : 18001233666

Kolkata :
BE-77, Salt Lake City
Sector-1, Kolkata - 700 064
Tel. : 033 2334 0666 / 0004
Fax : 033 2334 0505
E-mail : kolkata@topcem.in

Registered Office :
Village: Thangskai, P.O. & P.S. Lumshnong
District : East Jaintia Hills, Meghalaya, PIN: 793210
Tel. : +91 89742 17765 / 70850 58469 / 98625 09599
E-mail : meghalaya@topcem.in



MEGHALAYA CEMENTS LIMITED

PROCESS FUGITIVE EMISSION TEST RESULTS

December'2020

Date of Testing	Location	Fugitive Emission Results for SPM ($\mu\text{g}/\text{m}^3$)	As per the Standard Limit ($\mu\text{g}/\text{m}^3$)
15.12.2020	Lime stone Storage Area	1256	5000
15.12.2020	Coal Storage Area	821	2000
16.12.2020	Clinker Loading Area	1844	5000
16.12.2020	Cement Loading Area	2284	5000
23.12.2020	Coal Storage Area (CPP)	1431	2000
23.12.2020	Fly Ash Silo Area (CPP)	1168	2000

Prepared by


(Arti Singh)

Checked & Verified by


(Ujjwal Anurag)





MEGHALAYA CEMENTS LIMITED

CIN- U26942ML2003PLC007125



To,

Date: 06.01.2021

The Member Secretary,
Meghalaya State Pollution Control Board,
'Arden' Lumpynggad,
Shillong, Meghalaya.

Dear Sir,


We are herewith submitting the water consumption report of **2600 TPD Cement Manufacturing Plant** for the month of **December'2020**.

Thanking you Sir,

Yours faithfully,

For **MEGHALAYA CEMENTS LIMITED**




R.K. Pareek
(President)



ISO 9001:2015 & 14001:2015
50001:2011 Certified Company

Sales & Marketing Office :
Mega Plaza, 4th Floor, Christian Basti
G.S. Road, Guwahati - 781 005
Tel. : 0361 2345421/22/23, Fax : 0361 2345419
E-mail : guwahati@topcem.in
Web : www.topcem.in

Kolkata :
BE-77, Salt Lake City
Sector-1, Kolkata - 700 064
Tel. : 033 2334 0666 / 0004
Fax : 033 2334 0505
E-mail : kolkata@topcem.in

Registered Office :
Village: Thangskai, P.O. & P.S. Lumshnong
District : East Jaintia Hills, Meghalaya, PIN: 793210
Tel. : +91 89742 17765 / 70850 58469 / 98625 09599
E-mail : meghalaya@topcem.in

HELPLINE NO : 18001233666



MEGHALAYA CEMENTS LIMITED

FORM - I

(See Rule 4)

Return: Water consumed during the month of December '2020

Name and Address of the consumer	Purpose for which water consumed	Source Tube Well River etc	Reading at the beginning of the first day of the calendar month under report	Reading at the end of the last day of the calendar month under report	Quantity of water consumed in Kilolitres	If the meter was out of order the monthly average consumption of water for the previous 3 month of working periods	Quantity of water qualifying for rebate according to the assesses	Remarks (*)
1	2	3	4	5	6	7	8	9
MEGHALAYA Cements Ltd. Village - Thangskai P.O - Lumshnong Pin No 793210 Jaintia Hills - MEGHALAYA	Domestic purpose	River	(a) 343782 (b) 006688 (c) 659593	(a) 347602 (b) 006688 (c) 666919	11,146	-	-	Qty. of water consumed from river water = 16,327 + 11,146 = 27,473 KL
	Industrial cooling	River	a) 385644 b) 025542 c) 355461	a) 417089 b) 024764 c) 372032	16,327	-	-	Qty of water returned = 30,639 + 1828 = 32,467 KL
	Industrial Purpose	-	-	-	Nil	-	-	-

For claiming the rebate under the column 7, the assesses has indicated in this column that has been analytical and the test report were annexed in this return to support the claim.

Note: (1) Initial reading of the return line flow meter at the beginning of the month = 2,024,461
Final reading of the return line flow meter at end of month = 2,052,100

(2) Initial reading of S.T.P flow meter at the beginning of the month = 66,929
Final reading of S.T.P flow meter at the end of the month = 68,757



Name of Customer
Address



MEGHALAYA CEMENTS LIMITED

CIN- U26942ML2003PLC007125



To,

Date: 06.01.2021

The Member Secretary,
Meghalaya State Pollution Control Board,
'Arden' Lumpyngngad,
Shillong, Meghalaya.

Dear Sir,

We are herewith submitting the water consumption report of **10 MW Captive Power Plant** for the month of **December'2020**.

<u>Month</u>	<u>Water Consumption</u>
December'2020	19,557.00 m3

Thanking you Sir,

Yours faithfully,

For MEGHALAYA CEMENTS LIMITED



Mul Pareek
R.K. Pareek
(President)



ISO 9001:2015 & 14001:2015
50001:2011 Certified Company

Sales & Marketing Office :
Mega Plaza, 4th Floor, Christian Basti
G.S. Road, Guwahati - 781 005
Tel. : 0361 2345421/22/23, Fax : 0361 2345419
E-mail : guwahati@topcem.in
Web : www.topcem.in

Kolkata :
BE-77, Salt Lake City
Sector-1, Kolkata - 700 064
Tel. : 033 2334 0666 / 0004
Fax : 033 2334 0505
E-mail : kolkata@topcem.in

Registered Office :
Village: Thangskai, P.O. & P.S. Lumshnong
District : East Jaintia Hills, Meghalaya, PIN: 793210
Tel. : +91 89742 17765 / 70850 58469 / 98625 09599
E-mail : meghalaya@topcem.in



HELPLINE NO : 18001233666